



MONGOLIAN STOCK
EXCHANGE

2020

E-Newsletter

MAY

82nd edition



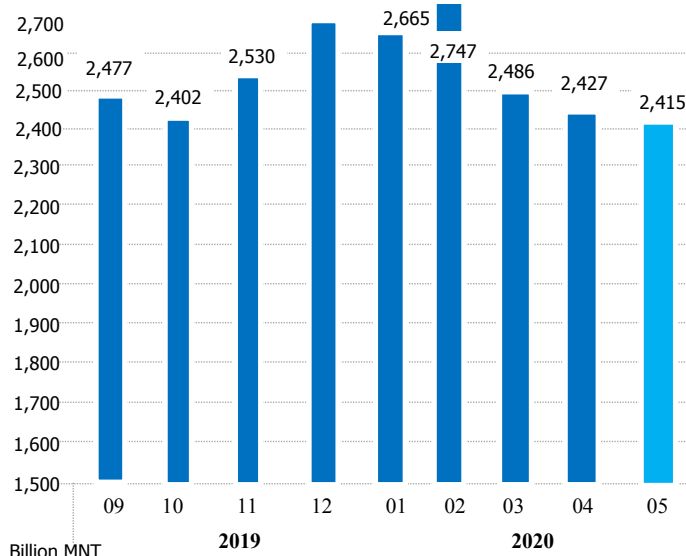


Trading

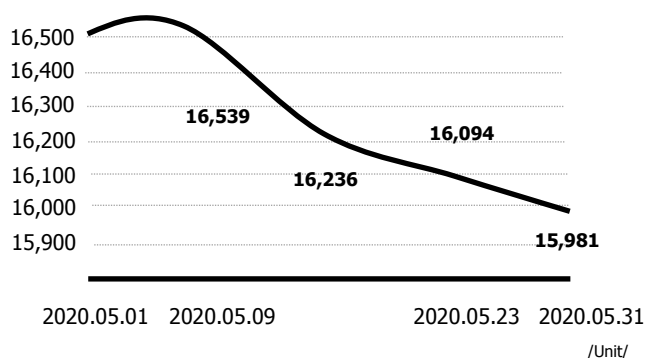
/As of March 31, 2020/

1. Number of trading day	21
2. Total value of trading /MNT/	4,489,921,052
<i>Stock /primary/</i>	0
<i>Stock /secondary/</i>	4,489,921,052
<i>Government bond /secondary/</i>	0
<i>Corporate bonds /primary/</i>	0
<i>Corporate bonds /secondary/</i>	0
3. Total number of traded securities	48,375,190
<i>Stock /primary/</i>	0
<i>Stock /secondary/</i>	48,375,190
<i>Government bond /secondary/</i>	0
<i>Corporate bonds /primary/</i>	0
<i>Corporate bonds /secondary/</i>	0
4. Total number of trades	2,278

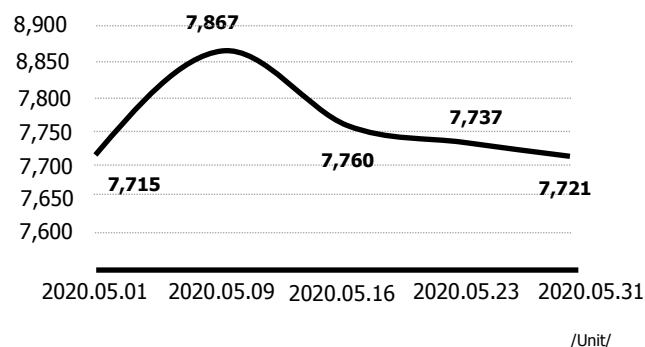
Market capitalization



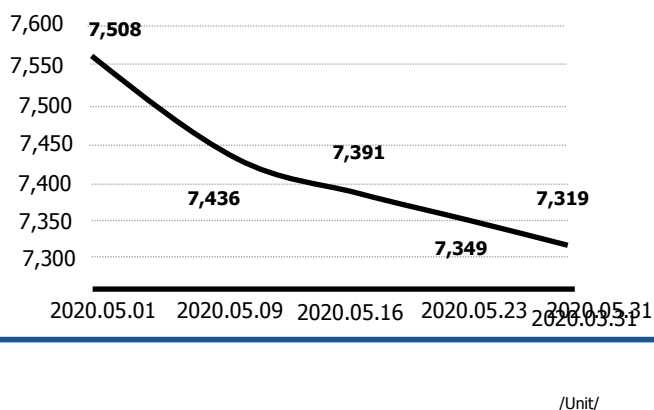
TOP-20 index



MSE A Index



MSE B Index



Listed Companies

1. Number of listed companies	199
<i>State owned /100%/</i>	18
<i>Partially state owned</i>	10
<i>Private</i>	170
<i>Tier I</i>	14
<i>Tier II</i>	44
<i>Tier III</i>	140

Member securities Companies

1. Number of member securities companies	54
<i>Broker-Dealer</i>	54
<i>Underwriter</i>	19
<i>Investment advisory</i>	14



Most active member securities companies

/2020.05.01-2020.05.31/

№	Company Name	Buy		Sell		Total Value / buy, sell/
		Volume / unit/	Value /MNT/	Volume /unit	Value /MNT/	
1	Ard Securities UTsK LLC	6,084,723	1,312,836,435.62	6,299,158	1,345,549,491.19	2,658,385,926.81
2	Golomt Capital UTsK LLC	14,475,633	1,193,250,692.17	15,921,099	1,281,107,602.54	2,474,358,294.71
3	Monsec UTsK LLC	846,781	619,129,093.61	769,241	620,911,180.97	1,240,040,274.58
4	Standard Investemnt UTsK LLC	14,910,605	557,723,643.21	15,281,173	594,607,529.02	1,152,331,172.23
5	Mirae Asset Securities Mongolia UTsK LLC	5,569,900	168,046,516.16	4,671,807	160,380,586.03	328,427,102.19
6	BDSec UTsK JSC	1,429,896	178,047,161.53	568,345	106,568,122.51	284,615,284.04
7	Euroasia Capital Mongolia UTsK LLC	121,200	100,668,200.00	117,605	99,917,200.00	200,585,400.00
8	Gauli UTsK LLC	186,459	42,132,617.29	1,623,784	71,108,367.10	113,240,984.39
9	Bumbat-Altai UTsK LLC	1,870,973	62,262,286.56	488,418	22,319,885.07	84,582,171.63
10	TDB Capital UTsK LLC	495,596	40,411,799.77	301,284	30,129,069.08	70,540,868.85
11	Goodsec UTsK LLC	1,223,377	56,438,928.97	41,818	6,272,789.04	62,711,718.01
12	Rhinos Investment UTsK LLC	0	0.00	1,868,461	57,289,858.70	57,289,858.70
13	Apex Capital UTsK LLC	164,719	21,232,622.86	218,531	19,056,221.81	40,288,844.67
14	Ard Capital Group UTsK LLC	113,784	18,569,117.64	32,919	13,326,242.90	31,895,360.54
15	Central Securities UTsK LLC	327,898	24,232,396.04	28,888	4,800,804.00	29,033,200.04
16	Novel Investment UTsK LLC	6,496	1,963,601.50	94,856	25,625,965.71	27,589,567.21
17	Secap UTsK LLC	359,413	24,427,655.75	0	0.00	24,427,655.75
18	Delgerkhanga Securities UTsK LLC	1,324	16,100,996.00	0	0.00	16,100,996.00
19	Zerged UTsK LLC	99,126	10,768,857.50	6,989	3,086,792.00	13,855,649.50
20	Sanar UTsK LLC	23,342	12,230,067.80	7,570	1,544,300.00	13,774,367.80

Most actively traded securities

/2020.05.01-2020.05.31

№	Sym- sol	Name of securities	Volume /unit/	Value /MNT/	High	Low	Change /%/
1	MDR	Frontier Land Group	2,317,879	695,366,900	340	300	-11.76
2	APU	APU	395,874	213,063,808	543	520	1.22
3	SUL	Juulchin Duty Free	2,234	178,092,400	80,000	65,000	28.64
4	AARD	Ard Financial Group	115,718	170,932,158	1,519	1,380	-2.44
5	AIC	Ard Insurance	144,623	101,426,248	720	652	-1.39
6	DAZ	Dornod Auto Zam	38,809	100,127,220	2,580	2,580	0.00
7	EER	Arid Gal	34,507	99,960,760	3,000	2,890	-6.77
8	NEH	Darkhan Nekhii	6,560	85,282,700	13,100	13,000	-1.52
9	LEND	LendMN NBFi	2,307,895	80,069,335	39	30	20.08
10	TTL	Tavantolgoi	15,630	79,586,514	6,250	4,200	-21.18
11	ADB	Ard Credit NBFi	1,065,672	79,144,869	78	70	-4.32
12	GOV	Gobi	420,837	78,632,972	205	161	15.20
13	MNDL	Mandal Insurance	1,249,328	55,673,029	47	43	-3.58
14	MFC	Monos Khuns	690,716	45,754,551	69.9	65.1	2.70
15	GHC	Gan Khiits	3,399	40,788,000	12,000	12,000	-4.00
16	BNG	Bayangol Hotel	813	21,914,920	31,000	23,000	29.17
17	TUM	Tumen Shuvuut	132,402	18,776,736	150	137	-0.07
18	MBW	Mongol Basalt	83,154	17,012,816	221	200	-2.45
19	INV	Investcore NBFi	5,927	14,828,816	2,670	2,291	0.48
20	AMT	Kharkhorum Properties	64,777	13,019,825	225	198	21.10

Most advanced stocks

/2020.03.01-2020.03.31/

№	Name of company	Volume /Unit/	Closing price		Change /MNT/	Percentage change
			2020-05-01	2020-05-31		
1	KHAR KHORUM PROPERTIES	2,120	225.00	290.00	65.00	28.89
2	KHUSUG TRADE	2,370	2,242.00	2,578.00	336.00	14.99
3	BULGAN GURIL TEJEEL	1	603.88	694.00	90.12	14.92
4	KHUVSGUL USAN ZAM	2	430.22	494.00	63.78	14.82
5	E-TRANS LOGISTIC	1	139.00	158.00	19.00	13.67
6	FRONTIER LAND GROUP	100	300.00	340.00	40.00	13.33
7	TAVANTOLGOI	6,029	4,926.00	5,580.00	654.00	13.28
8	BDSEC	4,733	896.00	1,013.00	117.00	13.06
9	BLUESKY SECURITIES	17,320	1,450.00	1,600.00	150.00	10.34
10	BAGANUUR	15	825.00	900.00	75.00	9.09
11	REMICON	2,901	25.00	27.00	2.00	8.00
12	BAYANGOL HOTEL	85	31,000.00	33,000.00	2,000.00	6.45
13	ULAANBAATAR CARPET	212	16,000.00	17,000.00	1,000.00	6.25
14	MONGOL BASALT	62,968	204.33	214.99	10.66	5.22
15	MAKHIMPEX	3,490	2,545.00	2,650.00	105.00	4.13
16	ERDENE RESOURCE DEVELOPMENT CORPORATION	28,767	508.00	528.93	20.93	4.12
17	ITTOOLS	29,600	75.00	78.00	3.00	4.00
18	NEKHEESGUI EDLEL	1	2,340.00	2,400.00	60.00	2.56
19	TELECOM MONGOLIA	29	391.10	400.00	8.90	2.28
20	SILK NET	100,285	708.20	720.00	11.80	1.67

Most declined stocks

/2020.03.01-2020.03.31/

№	Name of company	Volume /Unit/	Closing price		Change /MNT/	Percentage change
			2020-05-01	2020-05-31		
1	DARKHAN GURIL TEJEEL	56	4,250.00	2,825.00	-1,425.00	-33.53
2	ULSIIN IKH DELGUUR	2,720	900.00	611.00	-289.00	-32.11
3	TALKH CHIKHER	449	14,000.00	11,000.00	-3,000.00	-21.43
4	DURVUN-UUL	70	800.00	650.00	-150.00	-18.75
5	STANDART AGRICULTURAL GROUP	13,589,549	41.62	34.00	-7.62	-18.31
6	SOR	428	850.00	725.00	-125.00	-14.71
7	TECHNIC IMPORT	14	9,345.00	8,000.00	-1,345.00	-14.39
8	JUULCHIN DUTY FREE	3	79,950.00	68,650.00	-11,300.00	-14.13
9	MONGOL SAVKHI	75	520.00	450.00	-70.00	-13.46
10	AUTOIMPEX	7	1,960.00	1,700.00	-260.00	-13.27
11	MONGOL POST	1,027,604	670.00	583.31	-86.69	-12.94
12	LENDMN NBFI	8,935,201	36.00	31.42	-4.58	-12.72
13	KHERLEN CARPET	100	41.40	37.00	-4.40	-10.63
14	TSAGAANTOLGOI	28	1,500.00	1,350.00	-150.00	-10.00
15	AUTOZAM	24	3,290.00	3,000.00	-290.00	-8.81

BODI INSURANCE BECOMES PUBLIC COMPANY

The Financial Regulatory Commission at its Meeting held on December 27, 2019 passed a Decision to register “Bodi Insurance” JSC’s 235.3 million shares with MNT 25.0 nominal price each and approved public offering of 25 percent of the amount or 58.8 million shares. The Company was listed on the Mongolian Stock Exchange as a Tier I issuer by the MSE CEO’s Order No. A/63 dated August 28, 2019.

According to the prospectus, the Company is planning to offer its 60.0 percent or 35.2 million shares of the total issuing shares to the strategic investors at the fixed price MNT 113.0, and its 20 percent or 11.7 million shares to public by a method of book building at the price between MNT113 and MNT135 and aims to raise total of 5.3-5.58 billion to be used for investment activities and technology advancement.

The public offering is being carried out by ‘BDSec’ JSC as underwriter, and ‘BDO’ LLC as auditor, ‘ELC’ as legal advisor and ‘Gerege Estimate’ LLC as asset valuation service provider.

OPENING BELL CEREMONY CONDUCTED FOR THE IPO OF ‘BODI INSURANCE’ JSC

To honor the occasion of the primary market opening of ‘Bodi Insurance’ JSC’s IPO, Mr. D.Bayarsaikhan, Chairman of FRC, Mr. Kh.Altai, CEO of Mongolian Stock Exchange, Mr. G.Saruul, the Board member of ‘Bodi Insurance’ JSC; Mr. B.Zolbayar, CEO of ‘Bodi Insurance’ JSC; Mr. D.Lkhagvadorj, Deputy CEO of BDBSec Securities firm JSC; Mr. M.Otgonbayar, CEO of ‘Trans Bank Mongolia’ LLC and other delegation visited Mongolian Stock Exchange and rang the bell to start the 6232nd securities trading of MSE.

Having been listed on the Tier I of MSE that includes the premier companies in terms of its operation, profit and corporate governance, ‘Bodi Insurance’ JSC is offering its 20 percent of total outstanding shares with the aim of raising MNT 5.3-5.6 billion. The Company will sell its 60 percent of the total offering shares at the fixed price of MNT113 per share to strategic investors and 20 percent at the price between MNT 113-135 per share to public. The proceeds will be used for investment and the improvement of the technology.

Since 2014, ‘Bodi Insurance’ JSC has been cooperating with “AXA” group, the world’s leading health insurance service provider based in France, in the field of reinsurance and health insurance. By introducing the “Insurtech” application into its operation, the ‘Bodi Insurance’ JSC is a pioneer in e-insurance services and reimburse claims within 20 minutes through any social channels preferred by its customers. The subscription will be received through MSE’s all member brokerage companies during the period between 9.30 am-4 pm during the days between May 25, 2020 and June 8, 2020.

TUMEN SHUVUUT JSC OPENS COMPOST FERTILIZER FACTORY

‘Tumen Shuvuut’ JSC, listed in 2019, opened a compost fertilizer factory, which was one of four major activities outlined in its IPO prospectus.

The plant will process chicken manure with advanced technology and produce organic fertilizers which meets Mongolia’s climate condition and soil characteristics. The Minister for Food, Agriculture and Soft Industry highlighted that the Factory would make valuable contribution to the development of the agricultural sector.

On the occasion of the opening of the plant, the Company donated 5 tons “100%” compost fertilizer to the Urban Development Office of the Capital City.

ARD CREDIT NBFI JSC PAYS DIVIDENDS

The Board of Directors of ‘Ard Credit NBFI’ JSC decided to distribute 50 percent from its net profit of 2019, which is MNT 4.23 per share as dividends by its resolution No.: 2020/4, dated on February 19, 2020, however, ‘Ard Credit NBFI’ JSC distributed dividends total of MNT 1.09 billion or MNT 3.90 to 1,642 shareholders through the Central Securities Depository due to the audit adjustment.

ATTENTION TO THE SHAREHOLDERS OF “ERDENE RESOURCE DEVELOPMENT CORP” JSC

The annual meeting of the shareholders of Erdene Resource Development Corporation JSC (TSX:ERD | MSE:ERDN) will be held online in Halifax, Nova Scotia on June 25, 2020 at 4 pm (June 26, 2020 at 3 am).

Agenda of the meeting is as follows:

1. Introduce the audited financial statements of the Corporation for the year ended December 31, 2019;
2. To elect directors of the Corporation for the forthcoming year;
3. To appoint the auditor of the Corporation for the forthcoming year;
4. To approve and confirm the continuance of the Corporation’s Amended and Restated Shareholder Rights Plan Agreement dated June 14, 2017 (the “Amended and Restated Rights Plan”)
5. To pass an ordinary resolution amending the Corporation’s deferred stock unit plan;
6. Others.

Only the Shareholders of record as of the close of business on May 21, 2019 (“Record Date”) are entitled to receive notice of the Meeting, and except as noted in the attached Circular, to vote at the Meeting.

Management information circular will be delivered to Mongolian shareholders through broker dealer companies, and should you enquire further information, please contact Erdene Mongol LLC, official representative of Erdene Resource Development Corp.

ATTENTION TO THE SHAREHOLDERS OF “ERDENE RESOURCE DEVELOPMENT CORP” JSC

Gold Project, including impacts of the novel coronavirus (COVID-19).

Q1-2020 Highlights and Subsequent Events:

- Progressed Bayan Khundii BFS and Front-End Engineering and Design studies towards completion in mid-2020;
- Received the Altan Nar Mining License on March 5, 2020;
- Substantially completed the ESIA led by Sustainability

East Asia, and the Mongolian statutory Detailed Environmental Impact Assessment, built upon the ESIA, is largely complete in advance of public consultation;

- Obtained several key permits and regulatory approvals required for construction;

Initiated measures, including travel restrictions, remote work and supplemental health care for its Ulaanbaatar based and international staff in response to the spread of the COVID-19 virus.

MONGOLIAN STOCK EXCHANGE



Ulaanbaatar 15160, Mongolia
Sukhbaatar square-3
Mongolian Stock Exchange



+976 11-313747



+976 11-325170



Info@mse.mn



WWW.MSE.MN