



MONGOLIAN STOCK
EXCHANGE

2019

E-Newsletter

OCTOBER

75th edition



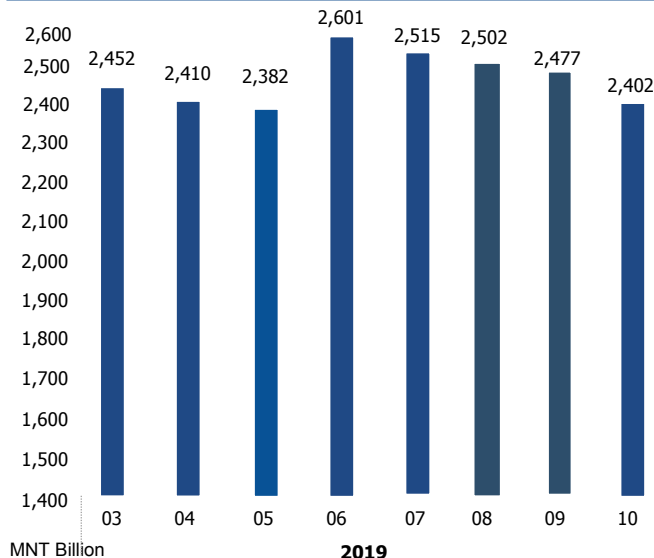


Trading

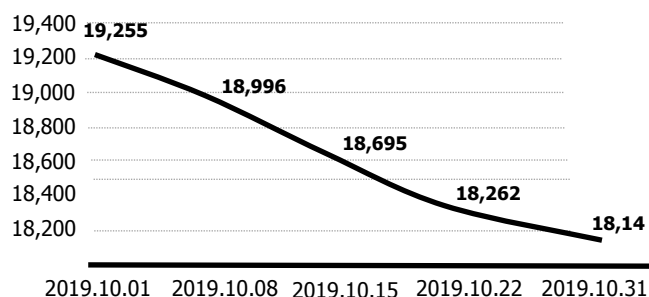
/As of October 31 2019/

1. Number of trading day	23
2. Total value of trading /MNT/	6,975,600,254
<i>Stock /primary/</i>	0
<i>Stock /secondary/</i>	6,427,029,014
<i>Government bond /secondary/</i>	548,571,240
<i>Corporate bonds /primary/</i>	0
<i>Corporate bonds /secondary/</i>	0
3. Total number of traded securities	6,914,643
<i>Stock /primary/</i>	0
<i>Stock /secondary/</i>	6,909,243
<i>Government bond /secondary/</i>	5,400
<i>Corporate bonds/primary/</i>	0
<i>Corporate bonds /secondary/</i>	0
4. Total number of trades	4,309

Market capitalization

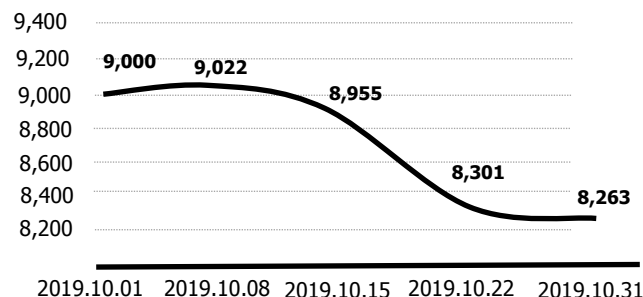


TOP-20 index



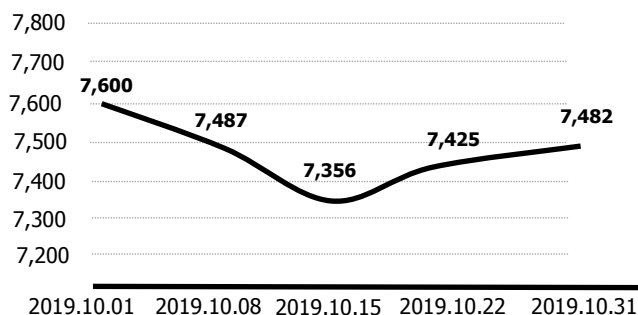
/Unit/

MSE A Index



/Unit/

MSE B Index



/Unit/

Listed Companies

1. Number of listed companies	198
<i>State owned /100%/</i>	18
<i>Partially state owned</i>	10
<i>Private</i>	170
Tier I	14
Tier II	44
Tier III	140

Member securities Companies

1. Number of member securities companies	57
<i>Broker-Dealer</i>	51
<i>Underwriter</i>	19
<i>Investment advisory</i>	13

Most active member securities companies

/2019.10.01-2019.10.31/

№	Company Name	Buy		Sell		Total Value/ buy, sell/
		Volume /unit/	Value /MNT/	Volume /unit/	Value /MNT/	
1	BDSEC	530,219	4,697,171,903	951,000	4,595,550,328	9,292,722,231
2	ARD SECURITIES	3,298,185	862,495,932	1,691,952	721,920,769	1,584,416,701
3	BUMBAT-ALTAI	394,363	147,431,967	684,755	200,763,397	348,195,363
4	STANDART INVESTMENT	429,920	68,043,361	618,826	195,742,473	263,785,834
5	GOLOMT CAPITAL	952,065	155,704,483	868,941	137,339,932	293,044,415
6	TDB CAPITAL	462,283	91,102,778	288,403	102,639,148	193,741,926
7	INVESCORE CAPITAL	80,638	159,889,094	42,049	78,593,865	238,482,959
8	BLOOMSBURY SECURITIES	4,852	8,959,640	342,910	58,876,990	67,836,630
9	MIBG	8,046	4,957,325	954	57,430,800	62,388,125
10	TULGAT CHANDMANI. BAYAN	4,477	2,781,565	141,291	37,485,738	40,267,303
11	APEX CAPITAL	117,415	27,889,849	132,826	36,340,802	64,230,652
12	NOVEL INVESTMENT	96,103	51,432,615	222,535	31,249,003	82,681,619
13	MIRAE ASSET SECURITIES MON-GOLIA	167,618	25,228,962	449,356	30,935,390	56,164,351
14	GAULI	23,752	5,852,901	72,882	22,303,590	498,004,691
15	BATS	490	1,496,980	3,279	21,163,840	22,660,820
16	UNDURKHAN INVESTMENT	3,839	3,337,085	26,293	17,489,330	138,504,495
17	TAVAN BOGD	4,776	1,484,876	50,917	14,321,879	15,806,755
18	ARD CAPITAL GROUP	62,854	9,447,443	74,021	10,958,491	20,405,935
19	GOODSEC	16,194	5,771,124	61,011	7,965,016	13,736,139
20	DARKHAN BROKER	5,004	1,089,536	29,164	7,166,000	8,255,536

Most actively traded securities

/2019.10.01-2019.10.31/

№	Symbol	Name of securities	Volume /unit/	Value /MNT/	High	Low	Change /%/
1	ATR	ATAR-URGUU	76,790	4,622,207,900	53,100	53,000	-11.67
2	AARD	ARD FINANCIAL GROUP	270,785	381,941,740	1,525	1,211	8.39
3	AIC	ARD INSURANCE	406,752	288,510,268	719	650	-3.44
4	INV	INVESCORE NBFI	117,419	228,700,753	2,049	1,835	10.47
5	ADB	ARD CREDIT NBFI	2,392,078	179,778,943	80	67	3.72
6	GOV	GOBI	542,550	147,547,455	280	251	-3.80
7	TTL	TAVAN TOLGOI	17,691	113,099,905	6,750	6,100	-2.31
8	APU	APU	196,369	99,489,556	537	496	-0.77
9	MFC	MONOS KHUNS	865,168	53,439,367	67	55	12.19
10	LEND	LEND MN NBFI	911,015	41,766,917	51	41	-15.44
11	TUM	TUMEN SHUVUUT	275,884	40,757,588	162	140	-8.81
12	MNDL	MANDAL DAATGAL	7,549	37,128,675	5,135	4,505	-5.25
13	UID	ULSIIN IH DELGUUR	40,094	34,316,645	1,250	780	54.86
14	SUU	SUU	117,494	22,213,394	205	179	-9.25
15	ADU	KHUSGUL ALTAN DUULGA	20,356	14,277,232	704	665	-0.14
16	HBO	HBOIL	250,976	12,799,780	52	51	-0.06
17	ITLS	I TOOLS	165,046	12,665,923	84	71	-3.23
18	SUL	JUULCHIN DUTY FREE	122	11,622,480	99,040	94,000	-3.47
19	BDS	BDSEC	11,813	10,064,016	880	850	-0.35
20	HCH	E-MONIE	5,040	9,848,160	1,954	1,954	0.00

Most advanced stocks

/2019.10.01-2019.10.31/

№	Name of company	Volume /Unit/	Closing price		Change /MNT/	Percentage change
			2019-09-30	2019-10-31		
1	AUTO IMPEX	58	1,100	1,850	750	68.18
2	ULSIIN IH DELGUUR	40,094	807	1,250	442	54.86
3	UB-BUK	10,034	382	449	67	17.54
4	MEREX	12,900	20	23	3	15.00
5	GURIL TEJEEL BULGAN	1	800	920	120	15.00
6	TAVILGA	67	1,587	1,825	238	15.00
7	KHUSUG TRADE	700	1,901	2,186	285	14.99
8	DARKHAN GURIL TEJEEL	57	1,836	2,111	275	14.98
9	MONGOL SHILTGEEN	1,112	270	310	40	14.81
10	BUUNII HUDALDAA	80	396	450	53	13.42
11	MONOS KHUNS	865,168	59	67	7	12.19
12	INVESCORE NBFI	117,419	1,853	2,047	194	10.47
13	REMICON	31,079	23	25	2	9.40
14	BERKH UUL	5,289	550	600	50	9.09
15	BAGANUUR	4,156	975	1,064	88	9.04
16	ARD FINANCIAL GROUP	270,785	1,406	1,524	118	8.39
17	ARD CREDIT	2,392,078	75	78	2	3.72
18	BUKHUG	1	1,850	1,900	50	2.70
19	GUTAL	110	14,750	15,100	350	2.37
20	MONINJBAR	1,000	100.00	101	1	1.00

Most declined stocks

/2019.10.01-2019.10.31/

№	Name of company	Volume /Unit/	Closing price		Change /MNT/	Percentage change
			2019-09-30	2019-10-31		
1	STANDARD PROPERTY GROUP	2,300	170	91	-79	-46.47
2	BUTEELCH UILS	2,003	1,495	1,100	-395	-26.42
3	MONGOLIAN MORTGAGE CORP	21	14,390	11,000	-3,390	-23.56
4	TECHNIC IMPORT	128	10,200	8,000	-2,200	-21.57
5	LENDMN NBFI	911,015	50	42	-7	-15.44
6	UNDURKHAAN	35	1,635	1,390	-245	-14.98
7	TEEVER DARKHAN	1	8,800	7,500	-1,300	-14.77
8	SHARYN GOL	56	1,275	1,100	-175	-13.73
9	FRONTIER LAND GROUP	13	200	175	-25	-12.50
10	ATAR-URGUU	76,790	60,000	53,000	-7,000	-11.67
11	SILICATE	200	90	80	-10	-11.11
12	ADUUN CHULUUN	18	1,500	1,340	-160	-10.67
13	МОН-ИТ БУЛИГААР	10	8,000	7,200	-800	-10.00
14	MONGOL POST	12,893	643	580	-63	-9.85
15	ERDENE RESOURCE DEVELOPMENT CORP	15,543	510	460	-50	-9.80

SHARES OF "ATAR-URGUU" JSC TRADED BY TENDER OFFER

According to the provision 22.1.1 of the Securities Market Law which states that an offer to purchase the shares of a company shall be made by a shareholder of the company alone or together with its connected persons, or else a person that is not a shareholder, making an offer for the purchase of all or more than a controlling block of the shares of the company on a voluntary basis, "Tavan Bogd Invest" LLC has made an offer to purchase the whole common shares or 174,136 shares of "Atar Urguu" JSC, a Tier 2 company of MSE and offering price was MNT 60,200 for per share.

A tender offer to buy shares were continued between 26th of September to 1:00 pm of 31st of October 2019 and 76,713 shares of "Atar-Urguu" JSC traded by tender offer at MNT 4.6 billion which is 44% of the company's total share.

"ARD CREDIT NBFI" JSC PRESENTS SPENDING REPORT ON ITS IPO PROCEEDS

"Ard Credit NBFI" JSC, a newly listed company that successfully raised MNT 5.2 billion from public in 2019, has presented its spending report on the proceeds from IPO.

The Company has spent the proceeds in the following activities as of September 30, 2019:

- Business Loan – MNT 2.7 billion
- Consumer Loan – MNT 612.5 million
- Express Loan – MNT 980.0 million
- Credit Card – 367.5 million
- Ard application expenses – 49.0 million
- Securities collateralized loan - 122.5 million

ATTENTION TO SHAREHOLDERS OF “ERDENE RESOURCE DEVELOPMENT CORP”

Erdene Resource Development Corp. (TSX:ERD; MSE:ERDN) has entered into a definitive Loan Agreement for a CAD6.6 million convertible Loan with the European Bank for Reconstruction and Development (EBRD).

Additionally, the Company intends to complete a coincident non-brokered private placement of units of the Company for maximum proceeds of CAD1.6 million. Proceeds of the financing package will be used to fund the independent Feasibility Study and Front-end Engineering and Design of the Company's Khundii Gold Project, exploration, acquisition, and for general working capital purposes.

MONGOLIAN STOCK EXCHANGE'S EMPLOYEES PLANTED TREES IN CENTRAL

Within its social responsibility Mongolian Stock Exchange's employees planted trees in central Ulaanbaatar.

According to 63rd decree of President of Mongolia in 2010, every years second weeks of May and October is proclaimed as of “National planting tree day”.

Therefore, Mongolian stock exchanges management team and employees organized the event of planting trees in the park that located in central Ulaanbaatar and planted 25 trees which included syringe lilac and Mongolian Sakura.



MONGOLIAN STOCK EX-



Ulaanbaatar 15160, Mongolia
Sukhbaatar square-3
Mongolian Stock Exchange



+976 11-313747



+976 11-325170



Info@mse.mn



WWW.MSE.MN