



MONGOLIAN STOCK
EXCHANGE

2021

E-Newsletter

FEBRUARY

91st edition



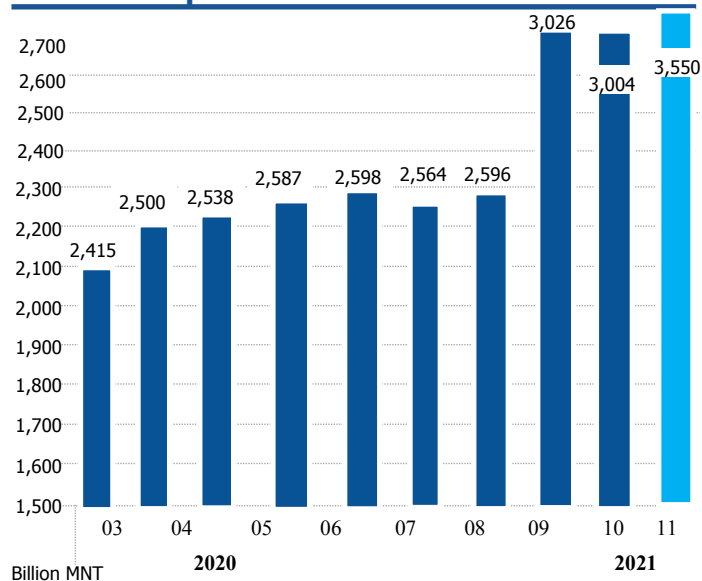


Trading

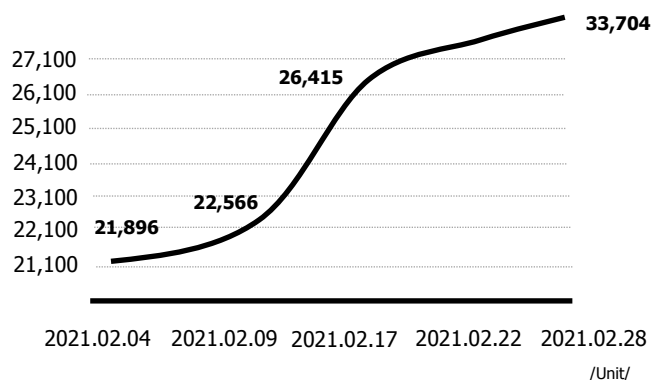
/As of November 30, 2020/

1. Number of trading day	19
2. Total value of trading /MNT/	32,019,162,684.56
Stock /secondary/	31,257,978,749
Block trading	0
Closed-end fund /secondary/	363,103,285.43
Asset backed securities/primary/	0
Asset backed securities/secondary/	16,441,410
Corporate bonds /secondary/	381,639,240
3. Total number of traded securities	
Stock /primary/	0
Stock /secondary/	117,074,977
Block Trading	0
Asset backed securities/secondary/	2,311,897
Closed-end fund /primary/	0
Closed-end fund /secondary/	41
Corporate bonds /secondary/	3,802
4. Total number of trades	33,831

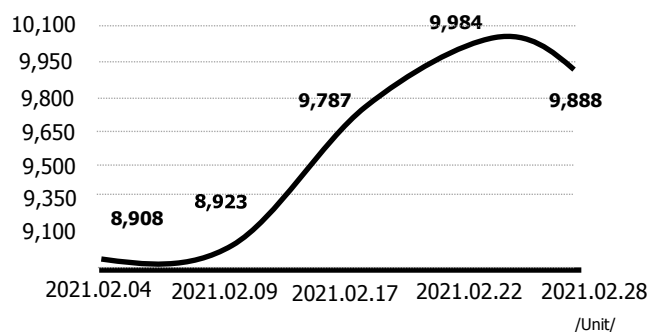
Market capitalization



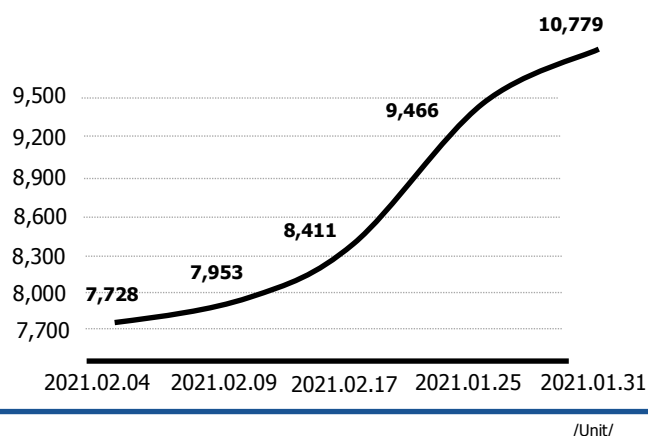
TOP-20 index



MSE A Index



MSE B Index



Listed Companies

1. Number of listed companies	195
State owned /100%/	17
Partially state owned	10
Private	167
Tier I	18
Tier II	42
Tier III	134
Corporate bonds	1
Closed-end fund	1
Asset backed securities/	1

Member securities Companies

1. Number of member securities companies	53
Broker-Dealer	53
Underwriter	19
Investment advisory	14



Most active member securities companies

/2021.02.01-2021.02.28/

№	Company Name	Buy		Sell		Total Value /buy, sell/
		Volume / unit/	Value /MNT/	Volume /unit	Value /MNT/	
1	ARD SECURITIES	56,317,156	21,017,278,148	53,723,550	21,689,893,406.37	42,707,171,554.16
2	STANDART INVESTMENT	18,598,912	3,521,032,786	18,430,314	2,319,673,411.06	5,840,706,197.33
3	BDSEC	9,841,840	1,640,074,127	11,411,904	2,058,834,938.21	3,698,909,064.91
4	BUMBAT-ALTAI	5,300,565	906,566,013	3,297,084	1,019,470,322.06	1,926,036,335.48
5	GOLOMT CAPITAL	11,276,315	783,296,679	9,798,218	875,986,928.85	1,659,283,607.75
6	ARD CAPITAL	3,064,635	813,508,119	4,638,068	748,905,861.26	1,562,413,980.57
7	TDB CAPITAL	4,032,756	812,318,425	3,466,341	649,226,247.55	1,461,544,672.79
8	MIRAE ASSET SECURITIES MONGOL	2,854,565	665,103,320	3,988,955	703,513,933.12	1,368,617,253.50
9	APEX CAPITAL	3,370,261	471,595,707	4,933,385	745,605,897.38	1,217,201,604.34
10	GAULI	315,726	544,306,878	712,663	218,715,014.69	763,021,893.10
11	GOODSEC	714,992	177,033,898	434,306	182,999,823.15	360,033,721.10
12	MONSEC	939,548	126,981,621	805,214	120,736,327.77	247,717,948.33
13	NOVEL INVESTMENT	378,145	134,023,800	394,883	100,150,921.45	234,174,721.57
14	TULGAT CHANDMANI BAYAN	90,437	12,101,331	103,253	126,834,804.78	138,936,135.52
15	BLOOMSBURY SECURITIES	79,312	46,712,932	247,610	70,291,472.67	117,004,404.79
16	GRAND DEVELOPMENT	1,097,392	76,366,099	450,163	37,216,816.60	113,582,915.62
17	DARKHAN BROKER	48,948	11,986,665	52,544	81,231,129.92	93,217,794.61
18	ZERGED	139,805	25,336,345	168,260	34,062,529.41	59,398,873.91
19	CENTRAL SECURITIES	8,883	6,525,145	845,044	45,835,378.14	52,360,522.94
20	BATS	156,700	28,288,655	64,128	12,148,597.95	40,437,253.30

Most actively traded securities

/2021.02.01-2021.02.28

№	Sym- sol	Name of securities	Volume /unit/	Value /MNT/	High	Low	Change /%/
1	AARD	ARD FINANCIAL SECURITIES	3,776,843	15,500,373,219	12,200.00	2,940.00	252.67
2	AIC	ARD INSURANCE	5,071,305	4,889,451,485	1,590.00	850.00	67.38
3	ADB	ARD CREDIT	42,208,569	4,287,408,308	238.00	82.99	158.69
4	MNDL	MANDAL INSURANCE	21,511,313	1,272,884,811	77.02	47.80	41.68
5	APU	APU	1,593,751	1,121,785,641	770.00	625.00	17.11
6	SOH	STANDART AGRICULTURAL	13,609,015	1,022,039,312	95.00	75.00	18.75
7	BDS	BDSEC	567,622	735,749,435	920.00	830.00	-5.50
8	LEND	LENDMN NBFI	10,709,288	414,896,240	50.00	31.13	37.82
9	XOC	NATIONAL PRIVATIZATION FUND	2,311,897	363,103,286	188.19	106.50	51.44
10	TUM	TUMEN SHUVUUT	1,556,695	325,926,735	245.00	180.00	18.81
11	MFC	MONOS KHUNS	3,485,459	241,433,242	79.99	64.00	-3.02
12	BODI	BODI INSURANCE	1,337,265	172,115,563	140.00	123.00	5.69
13	GOV	GOBI	756,097	170,290,112	250.00	190.50	9.02
14	TTL	TAVANTOLGOI	19,403	149,204,855	8,500.00	7,000.00	12.70
15	SUU	SUU	563,205	117,188,367	219.00	202.20	6.47
16	HCH	E-MONIE	52,925	115,323,575	2,179.00	2,179.00	0.00
17	ERDN	ERDENE RESOURCE DEVELOPMENT CORP	114,570	112,356,570	999.99	950.00	1.39
18	NEH	DARKHAN NEKHII	7,506,910	108,066,712	20.50	13.40	31.09
19	MNP	MONGOL POSTK	104,869	80,328,521	849.00	740.00	9.59
20	MBW	MONGOL BASALT	312,404	56,185,967	200.00	174.00	1.36

Most advanced stocks

/2021.02.01-2021.02.28/

№	Name of company	Volume /Unit/	Closing price		Change /MNT/	Percentage change
			2021-02-01	2021-02-28		
1	ARD FINANCIAL GROUP	3,776,843	3,000.00	10,580.00	7,580.00	252.67
2	ARD CREDIT NBF	42,208,569	83.51	216.03	132.52	158.69
3	SONSGOLON BARMAT	75	1,086.00	2,500.00	1,414.00	130.20
4	NIISLEL URGUU	102	1,900.00	3,400.00	1,500.00	78.95
5	ARD INSURANCE	5,071,305	848.97	1,421.00	572.03	67.38
6	MONGOL SHILTGEEN	540	220.00	350.00	130.00	59.09
7	ERDENES SOLUTION	316,907	53.00	83.00	30.00	56.60
8	BERKH UUL	570	598.00	916.00	318.00	53.18
9	NATIONAL PRIVATIZATION FUND	2,311,897	110.00	166.58	56.58	51.44
10	SILK NET	112	828.00	1,250.00	422.00	50.97
11	DARKHAN GURIL TEJEEL	35	3,254.00	4,761.00	1,507.00	46.31
12	UB-BUK	76,769	424.58	612.03	187.45	44.15
13	MANDAL INSURANCE	21,511,313	48.46	68.66	20.20	41.68
14	LENDMN NBF	10,709,288	32.60	44.93	12.33	37.82
15	AUTOIMPEX	191	1,120.00	1,500.00	380.00	33.93
16	GONIR	99	900.00	1,190.00	290.00	32.22
17	ULAANSAN	17	830.00	1,095.00	265.00	31.93
18	GAN KHIITS	9	9,000.00	11,840.00	2,840.00	31.56
19	DARKHAN NEKHII	7,506,910	14.89	19.52	4.63	31.09
20	ERDENET AUTOZAM	72	360.00	471.50	111.50	30.97

Most declined stocks

/2021.02.01-2021.02.28/

№	Name of company	Volume /Unit/	Closing price		Change /MNT/	Percentage change
			2021-02-01	2021-02-28		
1	GLOBAL MONGOLIA HOLDING	95	1,450.00	850.00	-600.00	-41.38
2	SHIVEE OVOO	584	1,999.00	1,660.00	-339.00	-16.96
3	DARKHAN HOTEL	2,956	143.00	120.00	-23.00	-16.08
4	KHARKHORIN	21	1,480.00	1,260.00	-220.00	-14.86
5	BAYANGOL HOTEL	404	27,680.00	24,860.00	-2,820.00	-10.19
6	MONGOL SECURITES	45	250.00	226.00	-24.00	-9.60
7	KHUVSGUL USAN ZAM	59	494.00	450.00	-44.00	-8.91
8	GENCO TUR BUREAU	63,764	82.00	75.00	-7.00	-8.54
9	TANDEM INVEST NBF	147,511	18.50	17.00	-1.50	-8.11
10	MEREX	11,825	25.00	23.00	-2.00	-8.00
11	BAGANUUR	4,312	1,151.00	1,060.00	-91.00	-7.91
12	TALKH CHIKHER	1,419	15,500.00	14,460.00	-1,040.00	-6.71
13	MATERIAL IMPEX	383	7,800.00	7,295.00	-505.00	-6.47
14	TAV	19	19,000.00	17,800.00	-1,200.00	-6.32
15	BDSEC	567,622	899.50	850.02	-49.48	-5.50



TOP-20 INDEX REACHES ALL-TIME HIGH



The Top-20 index, main indicator of Mongolian capital market, reached the all-time high MNT 34116.86 units with market capitalization of MNT3,561,093,284,790.06 in last 30



NINETY PERCENT OF INVESTORS ARE PARTICIPATING ONLINE TRADING

Since Millennium IT system integrated system introduced into Mongolian capital market, number of online investors has been increasing rapidly every year using electronic devices such as mobile phones, computers, laptop and tablets.

For example, 33 percent of investors participated online trading in 2019, 70 percent of investors participated online trading in 2020. As of February 2021, an average of 2500 individuals and business entities are participating MSE trading daily and 85-90 percent of them participating online through 9 brokerage firms.

Increasing digital device usage for individuals and business entities during the lock-down of Covid-19 pandemic, securities online trading is positive impact on further expansion and development of the capital market as well as public interest of securities trading.

WORKING GROUP MEETING FOR ASGAT SILVER DEPOSIT HELD AT MSE



Parliament Standing Committee on Industrial policy established a working group to draft the resolution of Standing Committee to guide the Government and other relevant organizations on the economic development of Asgat Silver deposit. A meeting of the sub-working group to provide technical and methodological assistance to this working group was held at Mongolian Stock Exchange on February 03, 2021.

In the meeting, Mr.Aybakir, Head of working group and member of Parliament, Mr.Delgersaikhan, member of Parliament, Mr.Enkhtuvshin, member of Parliament, Mr.Nandinjargal, secretary of Ministry of Mining and Heavy Industry, Mr.Ganbold, a secretary of Ministry of Nature, Environment and Tourism, Mr.Tleikhan, head of Energy Regulation Committee, Mr.Altai, CEO of Mongolian Stock Exchange, and Mr.Bat-Erdene, consulting engineer were participated in the meeting.

During the meeting, Mr.Bat-Erdene, consulting engineer, Mr.Nyamdorj, Senior specialist of the Listing Department of MSE and Mr.Ganbold, Director of Metal projector in 'Erdenes Mongol' LLC, gave presentation on geological conditions of the deposit, Listing regulation and legal environment of MSE.

According to the Clause No.: 5.6 of Mineral Law of Mongolia, a legal person holding a mining license for a mineral deposit of strategic importance shall trade no less than 10% of its shares on the Mongolian Stock Exchange, and Action Plan for 2020-2024 of Government provides for conducting experiments, and research necessary to bring the Asgat Silver Deposit into economic circulation and to resolve investment issues.

ERDENES SOLUTIONS' JSC ACQUIRES 'ICE ASSOCIATE NBF' LLC

'Erdenes Solutions' JSC, a Tier 3 listed company, informed that the Company has acquired 85 percent of common shares of 'Ice Association NBF' LLC. In addition, 'Erdenes Solutions' JSC obtained the Copyright certificate for the D3 ARS system for Electronic data collection, document analysis and acquisition from Intellectual Property Office.

ERDENE ANNOUNCES THREE MONTH EXTENSION TO WARRANTS

Erdene Resource Development Corp (TSX: ERD, MSE:ERDN) has agreed to extend the term of the common share purchase warrants issued in connection with a non-brokered private placement, which closed in February 2019, other than those that were issued to insiders. Effective February 28, 2021, 10,265,222 warrants will have their expiry date extended by three months to May 28, 2021. The exercise price of \$0.50 and all other terms of the Warrants remain unchanged.

ATTENTION TO THE COMPANIES THAT DID NOT SUBMIT DIVIDENDS DECISION

According to the Company Law of Mongolia, Board of Directors of listed companies shall have to resolve the matter of distribution of dividends within fifty days after the end of the financial year. As of February 19, 2021, there are 65 listed companies have provided the dividends decisions out of 192 to MSE. Listed companies are obliged to make decision on dividends in accordance with the financial and operating conditions of the company. Therefore, we hereby warn that companies to provide MSE with the decision immediately.

DIVIDENDS INFORMATION OF LISTED COMPANIES

Company Name	Dividends Distribution Date	Dividends per Share	Total Amount
1 TUMEN SHUVUUT JSC	Starting from 2021.05.12	MNT 8	1,600,000,000
2 LENDMN NBFI JSC	2021.04.30	MNT 1.00	447,800,000
3 TALKH CHIKHER JSC	Starting from 2021.10.01	MNT 225	230,300,000
4 TANDEM INVEST NBFI JSC	Within 2021.06.30	MNT 0.2	199,226,790
5 MONGOL BASALT JSC	2021.06.30	MNT 2.87	160,200,000
6 "MAKHIMPEX JSC	Starting from 2021.10.01	MNT 80	304,057,680
7 GUTAL JSC	Starting from 2021.05.05	MNT 1,120	1,700,000,000
8 ULAANBAATAR BUK JSC	Starting from 2021.06.01	MNT 30	3,946,425,000
9 ARD DAATGAL JSC	Within 2021.07.30	MNT 40	1,000,000,000
10 ULAANBAATAR CARPET JSC	Within in 6 months	MNT 600	242,897,400
11 TAKHI-KO JSC	Within 2021.05.01	MNT 108	128,500,000
12 BODI DAATGAL JSC	Within 2021.12.31	MNT 5	1,176,598,590
13 ARD CREDIT JSC	Within 2021.06.30	MNT 3.57	1,000,000,000
14 APU JSC	Within 2021.12.31	MNT 57.50	61,190,439,296
15 BAYANTEEG JSC	2021.12.01	MNT 100	25,200,000
16 ADUUNCHULUUN JSC	Within 2021.06.30	MNT 40	126,000,000
17 TELECOM MONGOLIA JSC	Starting from 2021.06.01	MNT 1	25,800,000
18 MONGOL POST JSC	Starting from 2021.05.01	MNT 1.68	167,368,000
19 MONOS KHUNS JSC	Starting from 2021.04.01	MNT 1	408,850,428
20 E-TRANS LOGISTIC JSC	Within 2021.07.30	MNT 5	231,000,000
21 DARKHAN NEKHII JSC	Within 2021.12.31	MNT 0.227	250,000,000
22 MANDAL DAATGAL JSC	Within 2021.06.30	MNT 3	1,872,904,800
23 HERMES CENTER JSC	Starting from 2021.03.15	MNT 4.8	377,006,405
24 INVESCORE NBFI JSC	Within 2021.04.30	MNT 17	1,219,374,606
25 ERDENET SUVARGA JSC	Within 2021.06.30	MNT 5	780,270
26 TALYN GAL JSC	Within 2021.07.01	MNT 50	34,700,000
27 SUU JSC	Starting from 2021.05.01	MNT 7.36	2,500,000,000
28 DARKHAN SELENGIIN TSAHILGAAN TUGEEKH SULJEE JSC	2021.10.10	MNT 155.89	1,600,000,000
29 BARILGA CORPORATION JSC		MNT 500	20,300,000
30 KHURD JSC	Within 2021.06.30	MNT 479	64,792,414
31 TAVANTOLGOI JSC	Starting from 2021.05.21	MNT 357	18,801,476,400
32 "ASBI JSC	Within 2021.06.30	MNT 90	5,711,040
TOTAL			MNT 101.1 billion

MONGOLIAN STOCK EX-



Ulaanbaatar 15160, Mongolia
Sukhbaatar square-3
Mongolian Stock Exchange



+976 11-313747



+976 11-325170



Info@mse.mn



WWW.MSE.MN